



**PT. Mark Dynamics  
Indonesia Tbk**

Tanjung Morawa, 04 April 2024

No : 008/MDI-CORSEC/III/2024

Kepada Yth.

**Direktur Penilaian Perusahaan**

**PT Bursa Efek Indonesia**

Gedung Bursa Efek Indonesia, Tower I, LL

Jl. Jend. Sudirman Kav. 52 - 53

Jakarta 12190

**Up. : Kepala Divisi Penilaian Perusahaan Group I**

**Hal : Materi Public Expose Tahunan PT Mark Dynamics Indonesia Tbk**

Dengan hormat,

Bersama ini kami sampaikan materi Public Expose PT Mark Dynamics Indonesia Tbk ("Perseroan") untuk tahun 2024.

Demikian kami sampaikan. Atas perhatiannya, kami ucapkan terima kasih.

Hormat kami,

**PT Mark Dynamics Indonesia Tbk**

  
**PT MARK DYNAMICS INDONESIA Tbk**

**Ridwan**

Presiden Direktur



**PT. MARK DYNAMICS  
INDONESIA Tbk**



# VISION



TO BE PREFERRED GLOBAL HIGH  
TECHNOLOGY HAND FORMER  
MANUFACTURE



TO CREATE ECONOMIC  
VALUE  
TO ALL STAKEHOLDERS.

# MISSION



STRIVE TO DELIVER PREMIUM  
HIGH-QUALITY PRODUCTS



COMMIT TO ENHANCE EFFICIENCY  
AIMS TO MINIMIZE PRODUCTION  
COST



MAINTAIN GOOD RELATIONSHIP  
WITH  
CUSTOMERS AND DELIVERY ON  
TIME



EMPLOY AND RETAIN A  
DYNAMICS TALENTED  
WORKFORCE



GENERATE AND ADOPT NEW  
PRODUCT IDEAS AND  
INNOVATIONS

# MILESTONE

**2002**



PT. Mark Dynamics Indonesia Tbk was established on 10 April 2002.

**2007**



Build new office building and meeting room located in Plant 2.

**2009**



Increased production capacity to 110,000 pieces per month.

**2014**



Increased production capacity to 300,000 pieces per month.

**2003**



The Company operates with a capacity of 50,000 unit per month following with the construction of Plant 1 covering an area of 3,000 m<sup>2</sup>.

**2008**



Increased production capacity to 80,000 pieces per month

**2009**



Extension of ISO 9001 Certification and improve its qualifications to ISO 9001 : 2008.

**2016**



Acquired new land covering an area of 2,400 m<sup>2</sup> for increased production.

**2005**



Expanded Plant 1 capacity through the acquisition of an additional 3,500 m<sup>2</sup> plant new production capacity is 55,000 pieces per month

**2008**



The Company won ISO 9001 : 2000 quality management standard certification

**2011**



Increased production capacity to 220,000 pieces per month.

**2016**



Acquired another land consisting 3 hectare for future expansion.



# MILESTONE

2016



Extension of ISO 9001 Certification and increased its quality to ISO 9001 : 2015

2018



Increased production capacity to 540,000 pieces per month.

2019



Increased production capacity to 610,000 pieces per month.

2020



Acquired PT Berjaya Dynamics Indonesia & PT Agro Dynamics Indo

2023



The Company obtained ISO 14001:2015 & 45001:2018 for ESG & Health Safety Management System

2017



The Company listed its initial shares on the Indonesia Stock Exchange on July 12, 2017

2018



The company split its nominal shares with a ratio 1 : 5 and shares listed at new nominal value of Rp 20 per share on Feb 11, 2019

2020



Establishment of a subsidiary on behalf Of PT. Megah Raya Sumatra, which processes MARK waste into toilet and gypsum products

2021



Increased production capacity to 1,550,000 pieces per month

2023




Solar Panel Installation at Dalu Factory

2018



Completed the acquisition of ± 9 Hectare of land.

2019



Opening of the Company's New Branch on Jl. Utama Desa Dalu Sepuluh A, Deli Serdang.

2020



Increased production capacity to 740,000 pieces per month

2022



Fully operated for 3 plants with total capacity of 2,000,000 pieces per month

# PRODUCTION CAPACITY



Picture 1. Factory in KIMSTAR



Picture 2. New Office, Dalu 1 & Dalu 2

	KIMSTAR	DALU 1	DALU 2	TOTAL
<b>PRODUCTION</b> (pcs / month)	650.000	600.000	750.000	2.000.000
<b>EMPLOYEE</b>	900+	900+	1000+	3000+

# PRODUCTION CAPACITY





# BOARD OF COMMISSIONERS



**CHIN KIEN PING**

*President Commissioner*

- Malaysian Citizen
- Born in 1974
- Appointed as President Commissioner of MARK since 2017
- Diploma in Animal and Veterinary Science from National Pingtung Polytechnic Institute, Taiwan in 1995



**DOMPAK PASARIBU**

*Independence Commissioner*

- Indonesian Citizen
- Born in 1973
- Appointed as Independent Commissioner of the company since 2017
- Doctorate degree in Accounting in 2018
- Master's of Accounting Science in 2003 from Universitas Sumatera Utara
- Bachelor's degree in Economics from the Faculty of Economics, Universitas Methodist Indonesia in 1998.

# BOARD OF DIRECTORS



**RIDWAN GOH**  
*President Director*

- Indonesian citizen
- Born in 1983
- Appointed as President Director of MARK since 2018
- Graduated from the Mikroskil Institute with a Bachelor's in Computer Science.
- Joined MARK in 2008 as Marketing Manager and promoted to Director from 2017-2018.



**SUTIYOSO BIN RISMAN**  
*Director*

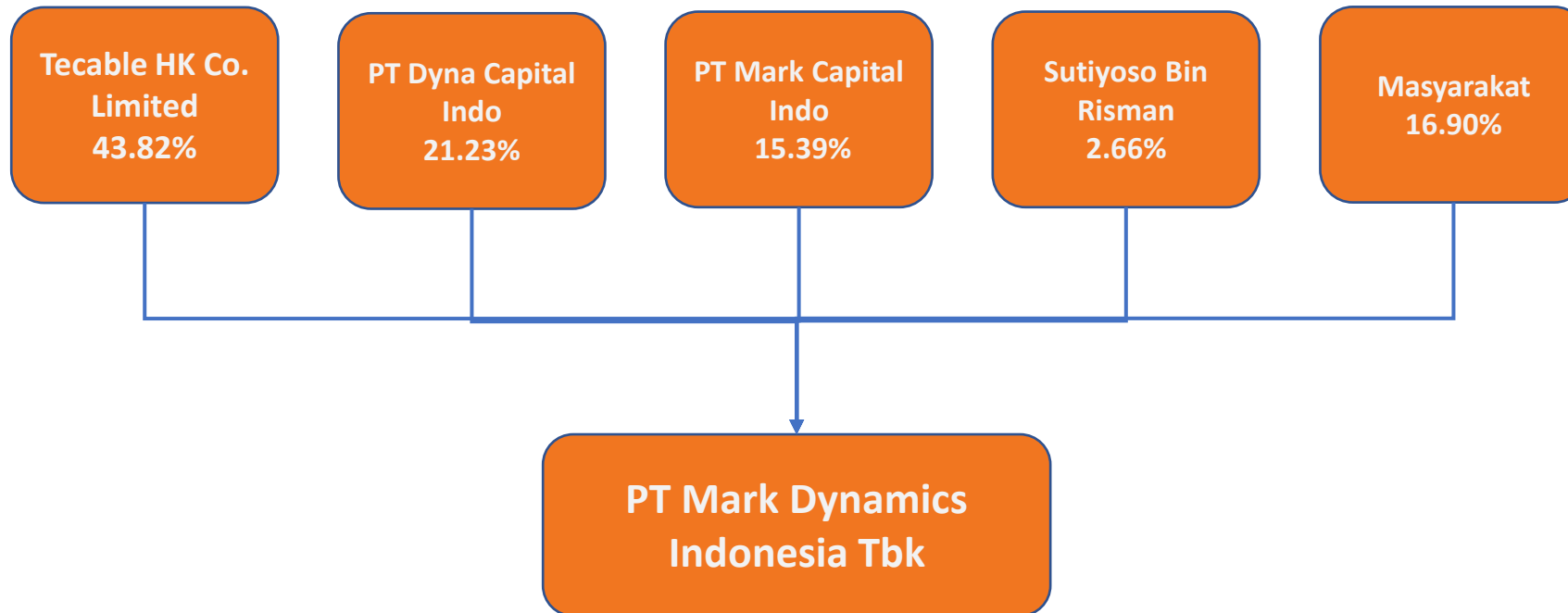
- Indonesian citizen
- Born in 1968
- Appointed as a Director of MARK since 2017.
- Worked in MARK since 2002
- General Manager between 2002 – 2009, before being appointed as Commissioner until 2014.



**CAHAYA DEWI SURBAKTI**  
*Independent Director*

- Indonesian citizen
- Born in 1980
- Appointed as an Independent Director of MARK since 2018.
- Completed her undergraduate at the University of North Sumatera Medan with a major in Chemical Engineering and graduated in 2004.

# MARK SHAREHOLDER STRUCTURE



# SUBSIDIARY

## PT. BERJAYA DYNAMICS INDONESIA



ESTABLISHED IN 2010



ENGAGED IN SANITARY INDUSTRIAL  
PRODUCCION **UTILIZING WASTE MATERIAL**  
FROM HANDFORMER PRODUCTION



MORE THAN 9 YEARS MARKET  
EXPERIENCE IN SUMATRA



DEEP AND DETAILED  
UNDERSTANDING OF PRODUCTS  
DISTRIBUTION ACROSS  
SUMATERA AND INDONESIA.



AS PT. MEGAH RAYA  
SUMATERA SALES  
SUPPORT AND DISTRIBUTION LINE



BDI HAS A SUBSIDIARY THAT IS  
ENGAGED IN THE DISTRIBUTION OF  
AGRICULTURE, NAMELY  
PT AGRO DYNAMICS INDO.



## **DISTRIBUTION MAP OF PT. BERJAYA DYNAMICS INDONESIA**

**900 LOYAL CUSTOMERS  
SPREAD ACROSS SUMATERA**

- 1. ACEH**
- 2. SUMATRA UTARA**
- 3. RIAU**
- 4. SUMATRA BARAT**
- 5. JAMBI**
- 6. SUMATRA SELATAN**
- 7. BENGKULU**
- 8. LAMPUNG**



# SUBSIDIARY

PT. AGRO DYNAMICS INDO



ESTABLISHED IN  
2005



FOCUS ON SUPPORTING  
CHEMICAL, PESTICIDES  
INDUSTRIAL & EQUIPMENT

## WHY PT. AGRO DYNAMICS INDO ?



INDONESIA IS AN AGRICULTURAL COUNTRY,  
WHICH IS THE PRIMARY INDUSTRY IN THIS  
COUNTRY.



INDONESIA'S AGRICULTURE GDP  
HAS  
BEEN INCREASING EVERY YEAR,



MORE THAN 15 YEARS OF EXPERIENCE.  
PT. AGRO DYNAMICS INDO HAS SINCE R  
ECORDED REMARKABLE SALES AND PROFIT



ALSO ACHIEVING 20% OF  
INDONESIA'S MARKET SHARE .

# SUBSIDIARY

Products of PT. Agro Dynamics Indo :

1. Herbicides
2. Growth Regulatory Substances
3. Agricultural Spray Equipment



# Growth Regulatory Substances







**KNAPSACK SPRAYER**



# DISTRIBUTION MAP OF PT. AGRO DYNAMICS INDO



**PT. TUALANG RAYA**

**PT. PAMORGANDA**

**PT. BAKRIE SUMATRA PLANTATION**

**AND ANOTHER 800 CUSTOMERS  
SPREAD ACROSS SUMATERA,  
JAWA, BALI DAN KALIMANTAN**



# PRODUCTS



**EXAMINATION FORMER**



**SURGICAL FORMER**



**CUSTOM MADE FORMER**



**HOUSEHOLD FORMER**



**INDUSTRIAL FORMER**

## MARK'S COMPETITIVE ADVANTAGE



**Largest capacity  
in the world**



**Quality:  
Special Finishing  
and Coating Surface**



**Suitable in  
High-Speed  
Production Line**



**Good physical  
property & Force  
at Break (FAB) > 6N**



# SUSTAINABILITY





# ESG COMMITMENT AND CERTIFIED

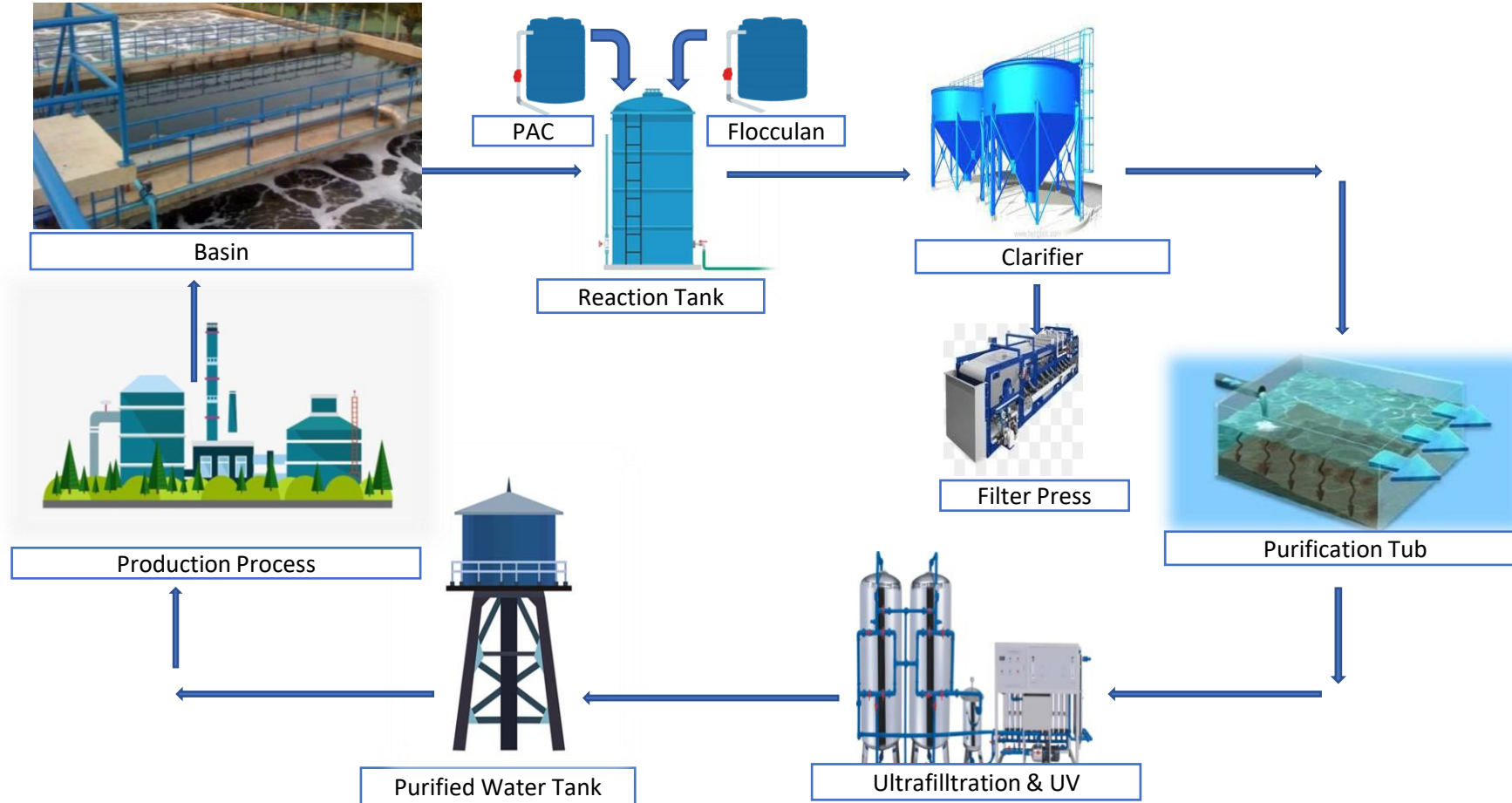
## ZERO WASTE PROGRAM

Mark Dynamics keeps the vision of doing business aligned with the moral conducts of not negatively impacting the society. We are doing our best to reduce, reuse and recycle waste that is generated from our production process.



# SUSTAINABILITY AND ENVIRONMENT

## MARK's Water Usage Recycling Cycle



Water from the production process go into Waste Water Treatment (WWT). The process includes mixing wastewater with chemicals (PAC and Flocculants). Next, the sludge and water are separated in the Clarifier and Filter Press. The water that has gone through the purification process is then re-filtrated and through the UV process, then tested according to the Wastewater Quality Standard 05/MENLH/2014 before being reused in the production process.



## SUSTAINABILITY AND ENVIRONMENT

### MARK's Waste Recycling





# SANITARY WARE FACTORY



- SANITARY WARE (SQUAT TOILET) 50% OF THE RAW MATERIAL ARE USING OUR HAND FORMER WASTE FOR ZERO WASTE PROGRAM
- PRODUCTION CAPACITY 1,700 PCS / DAY OR 51,000 PCS / MONTH



# SUSTAINABILITY AND ENVIRONMENT

## MARK's Solar Panels Project



# ESG COMMITMENT AND CERTIFIED



## We are Planet Mark Certified

Year 1.



This is to certify that PT Mark Dynamics Indonesia has achieved the Planet Mark by reporting its carbon footprint and engaging its stakeholders.

Valid to: 31 March 2023

*Signature*

### Measure

**27,111.7 tCO<sub>2</sub>e**  
Total carbon footprint.

**9.7 tCO<sub>2</sub>e**  
Total carbon footprint per employee.

We are committed to reducing our carbon emissions yearly so that together we can halt climate change.

Reporting Boundary: 3 Factories

Emission Sources: Electricity, Natural Gas, Water and Fuel

Reporting Period: 01 Jan 2021 – 31 Dec 2021

### Engage

**2,800**  
FTE employees.  
We engage our employees and wider stakeholders to unlock their talent and knowledge to drive year on year progress in sustainability.

### Communicate

**5**  
Sustainable Development Goals.  
We recognise that transparent communication is essential for transformational change and we quantifiably contribute to 5 SDGs.

Empowering change for a brighter future.  
The Planet Mark is a sustainability certification for every type of organisation, for products and real estate. Our certification recognises continuous improvement, encourages action and builds an empowered community of like-minded individuals who make a world of difference.

[planetmark.com/member/PT-Mark-Dynamics](https://planetmark.com/member/PT-Mark-Dynamics)

The Planet Mark

theplanetmark



## THANK YOU PT Mark Dynamics

For taking action with Cool Earth  
to help the Asháninka people  
protect an acre of rainforest.

Protecting rainforest is the most important action we can take to support communities, prevent carbon emissions, preserve wildlife and keep Earth's climate in balance. Through the partnership, Planet Mark members are supporting local people who:

- Protect 151,149 acres of rainforest
- Keep 22,337,002 trees standing
- Store 9,192,043 tonnes of carbon



[info@planetmark.com](mailto:info@planetmark.com)

[planetmark.com](https://planetmark.com)

[@theplanetmark](https://www.instagram.com/theplanetmark)



# SAVE ENERGY PRODUCT

Thin light weight former



**WITH A BETTER HEAT CONDUCTIVITY, THE ENERGY NEEDED TO HEAT THE FORMER AND ENERGY COST CAN BE REDUCE**



**EVERY 1,000 PIECES CAN SAVE \$ 0.1 FOR GAS CONSUMPTION**



**CAN REDUCE MACHINE MAINTENANCE**

# CUSTOMERS' PROFILE



THAILAND



VIETNAM



INDIA



MALAYSIA




INDONESIA



SOUTH  
AFRICA

## CUSTOMER'S PROFILE

### OUR CUSTOMER IN MALAYSIA



STRETCHING LIMITS • SINCE 1979



Quality • Transparency • Partnership

**KOON SENG**  
Since 1987





## CUSTOMER'S PROFILE

### OUR CUSTOMER IN THAILAND



**W.A. Rubbermate Co., Ltd.**  
WATTANACHAI RUBBERMATE Co., Ltd.





## CUSTOMER'S PROFILE

### OUR CUSTOMER IN VIETNAM



### OUR CUSTOMER IN INDONESIA



### OUR CUSTOMER IN USA



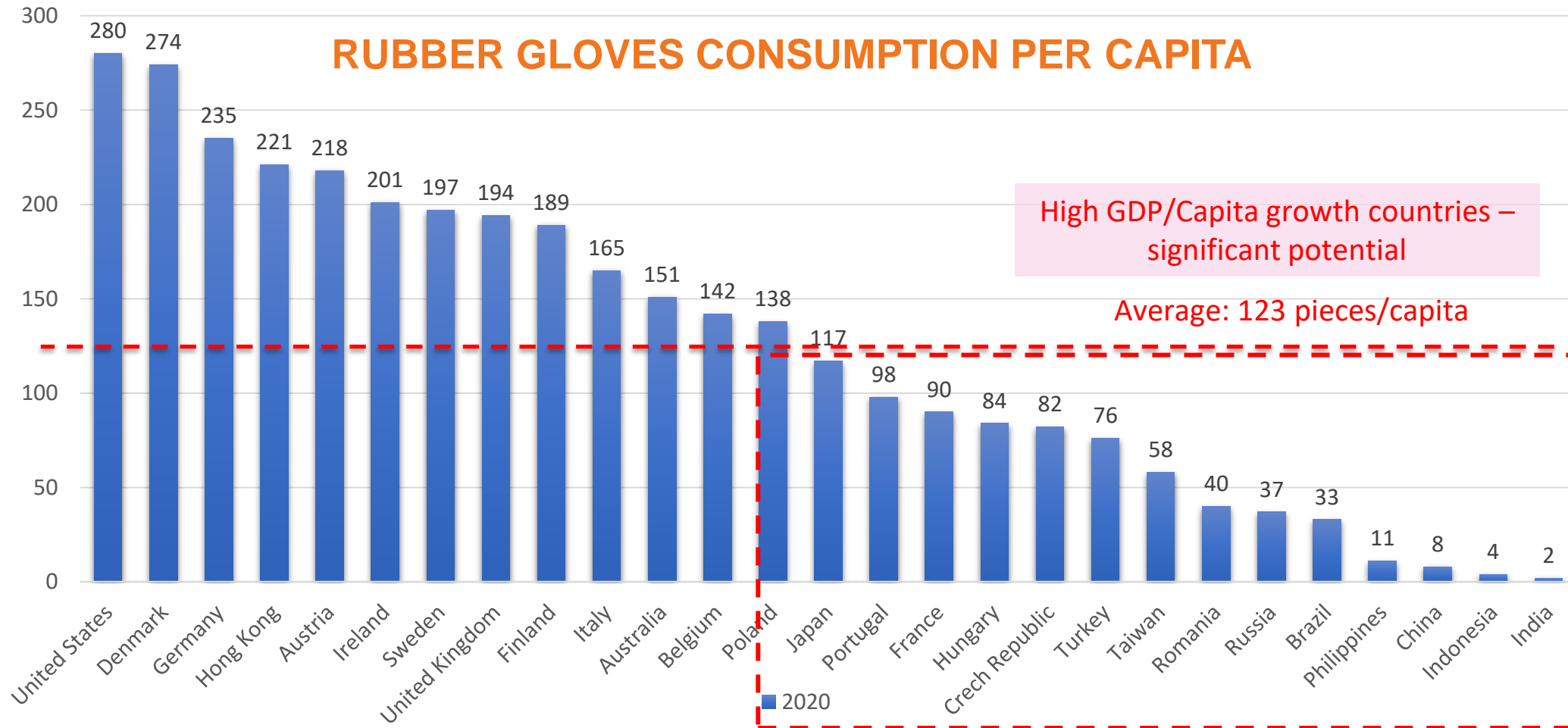
AMERICAN NITRILE



### OUR CUSTOMER IN INDIA



# FUTURE BUSINESS PROSPECT



- STATISTIC SHOWS THE DISCREPANCIES OF GLOVE CONSUMPTION PER CAPITA IN DEVELOPED AND EMERGING COUNTRIES
- THE COUNTRIES WITH LOW GLOVE CONSUMPTION PER CAPITA WITH HIGH POPULATED AND HIGH GDP WILL BE THE MARKET OPPORTUNITY
- THE CONSUMPTION GROWTH WILL INCREASE CONTINUOUSLY FROM THE EMERGING COUNTRIES WITH HIGH POPULATION

Source : Maybank IB Research, 2020

# FUTURE BUSINESS PROSPECT

## Nitrile Gloves Market to Hit USD 14.57 Billion by 2030 on Account of Increasing Awareness in Healthcare Industry

The SNS Insider report states that the nitrile gloves market was worth USD 9.49 billion in 2022 and is expected to grow at a compound annual growth rate (CAGR) of 5.5% to reach USD 14.57 billion by 2030.

**Austin, Texas Oct 25, 2023 (Issuewire.com)** - As per SNS Insider's research, the nitrile gloves market is poised for continuous growth, driven by a combination of regulatory measures, technological advancements, economic factors, and heightened awareness of safety standards.

The SNS Insider report states that the nitrile gloves market was worth USD 9.49 billion in 2022 and is expected to grow at a compound annual growth rate (CAGR) of 5.5% to reach USD 14.57 billion by 2030.





## FUTURE BUSINESS PROSPECT

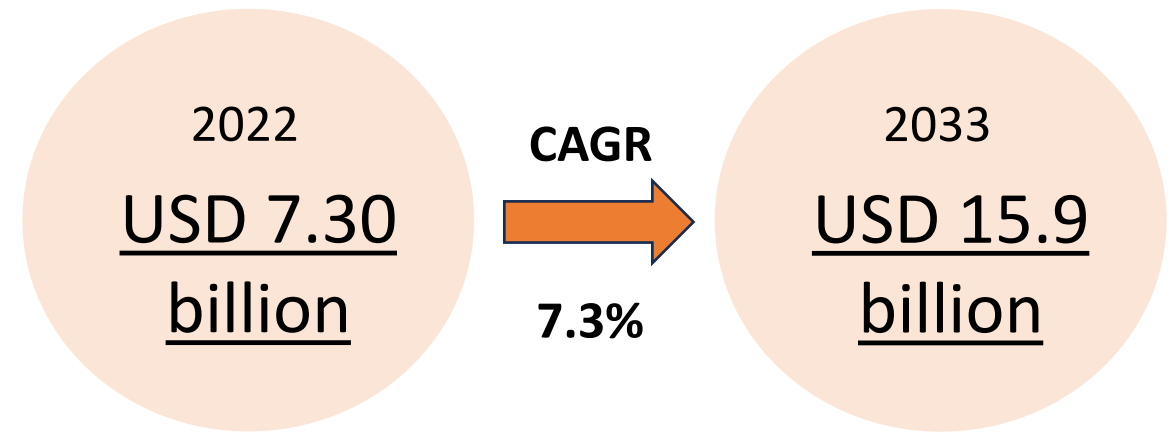
# Nitrile Gloves Lead the Examination and Surgical Gloves Market, Projected to Surpass US\$ 15.9 Billion by 2033 | Persistence Market Research

Examination and Surgical Gloves Market Segmented By Examination Gloves and Surgical Gloves Product made with Natural Rubber (NR), Nitrile Rubber (NBR), Polyvinyl Chloride (PVC), Polyurethane (PU), Synthetic Material

/EIN News/ -- New York, July 12, 2023 (GLOBE NEWSWIRE) -- The [global examination and surgical gloves market size](#) is valued at **US\$ 7.3 billion** in 2022, with the global market expected to grow at a CAGR of **7.3%** to **US\$ 15.9 billion** by the end of 2033.

### Market Overview

Examination and surgical gloves are critical medical devices used to protect healthcare professionals and patients from cross-contamination and infections during medical procedures. These gloves create a barrier between the wearer's hands and potentially infectious materials, reducing the risk of transmission of harmful pathogens. The examination and surgical gloves market has witnessed significant growth in recent years due to the increasing demand for disposable gloves, stringent regulations for healthcare safety, and the rising number of surgeries and diagnostic procedures worldwide.

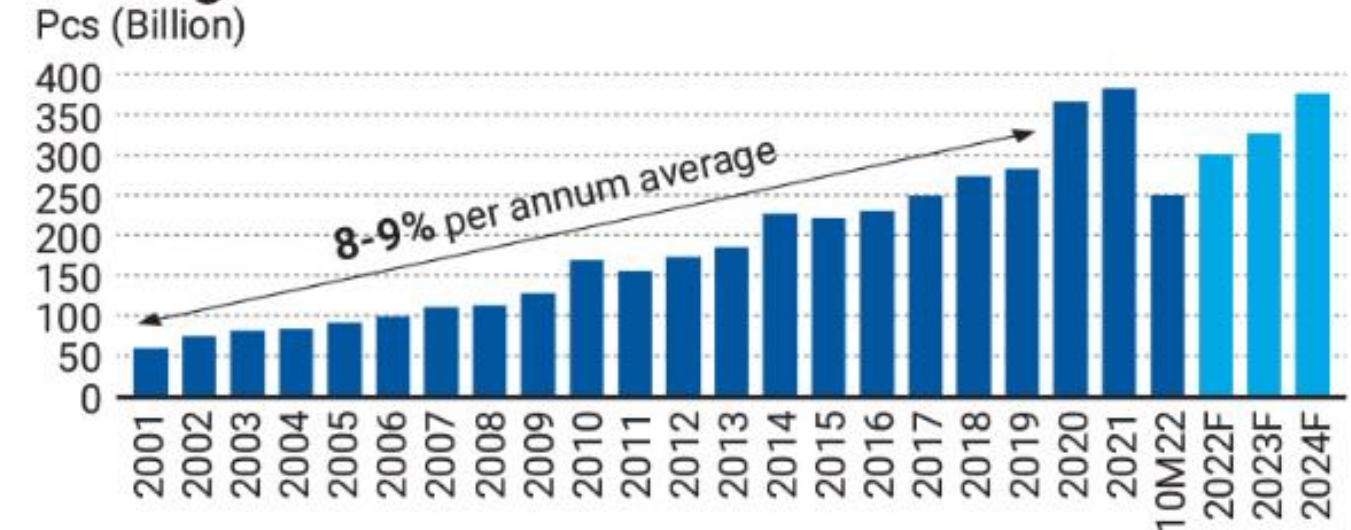


Glove Demand:

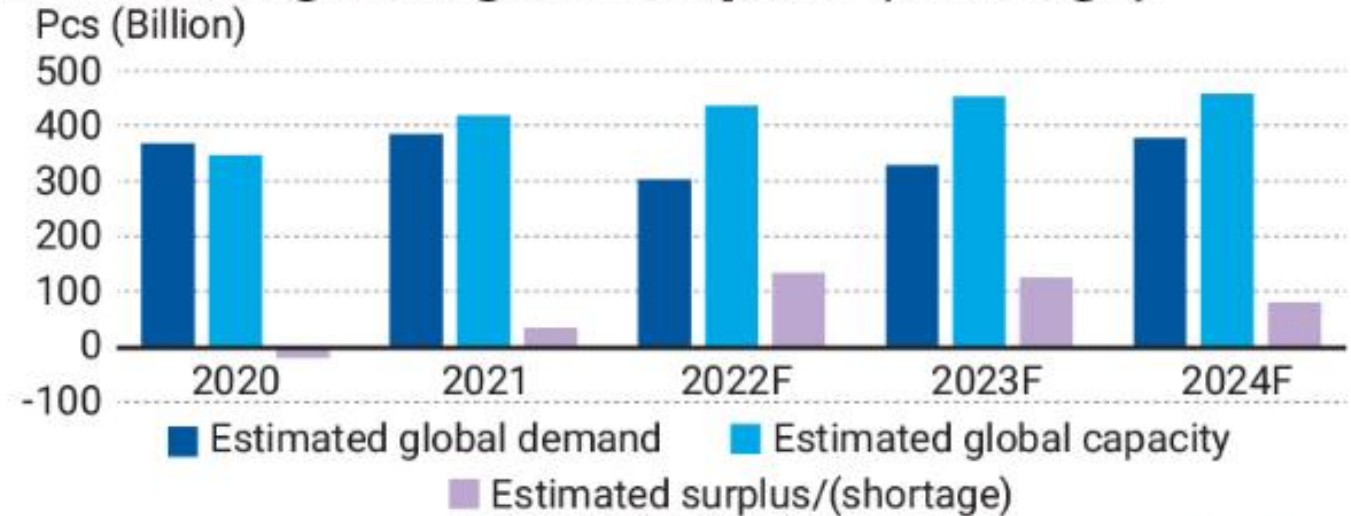
Anticipating a stabilization and subsequent increase in the glove demand trend starting from 2023 onward

**Glove Surplus:**  
anticipated to decrease from 2023 onward

Global glove demand trend



Estimated global glove surplus/ (shortage)

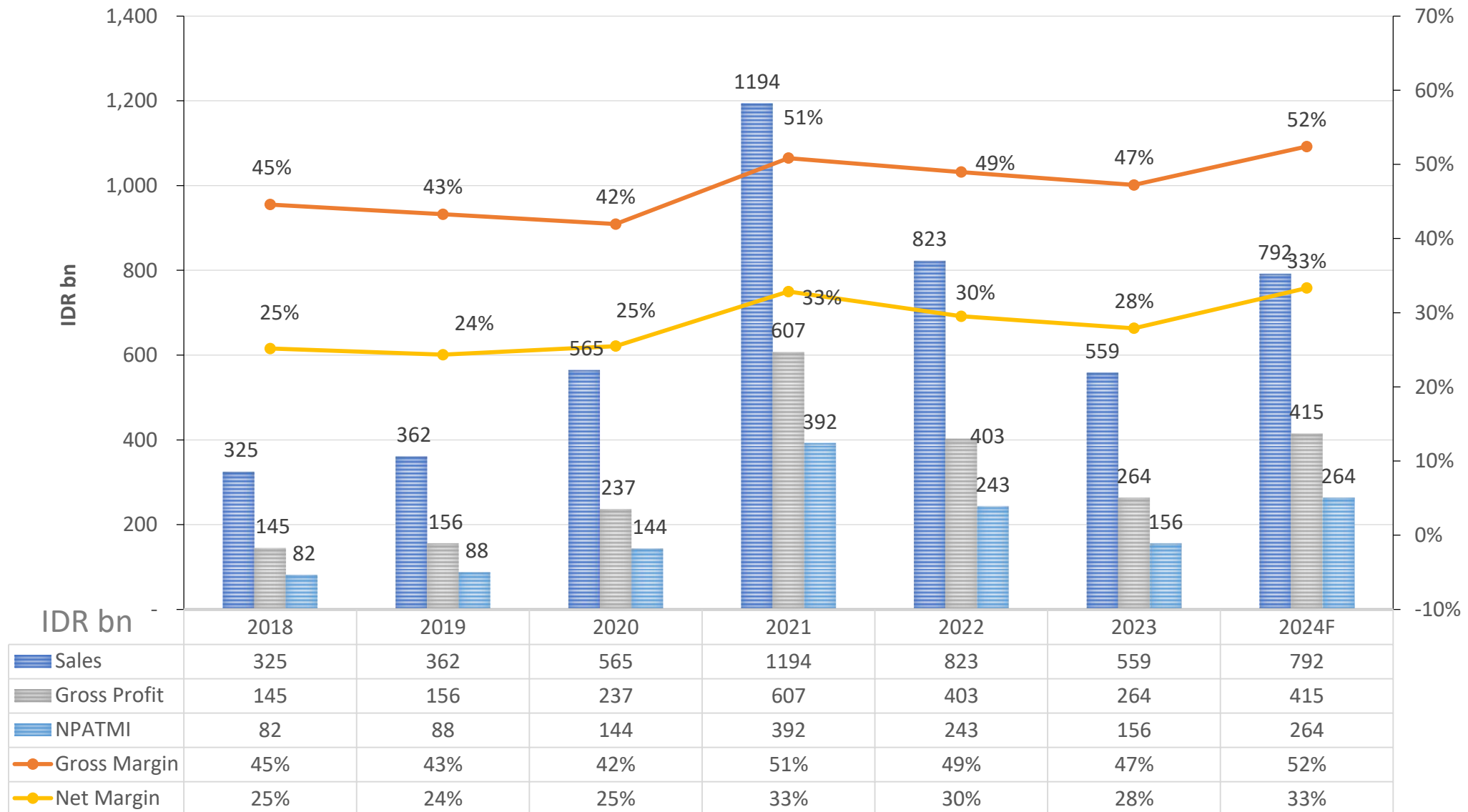


FINANCIAL  
HIGHLIGHT



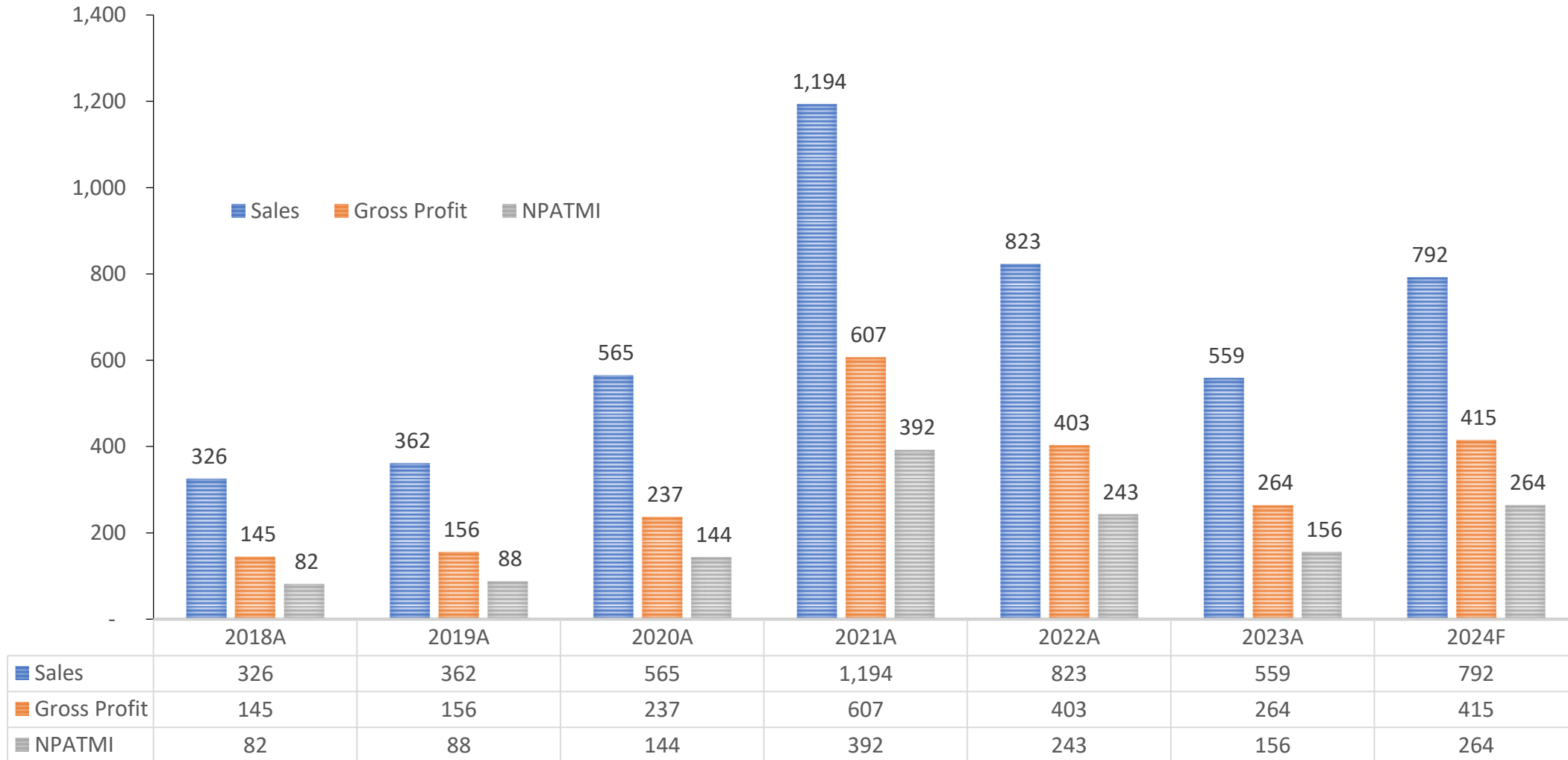


# FINANCIAL PERFORMANCE (FY2018-24F)

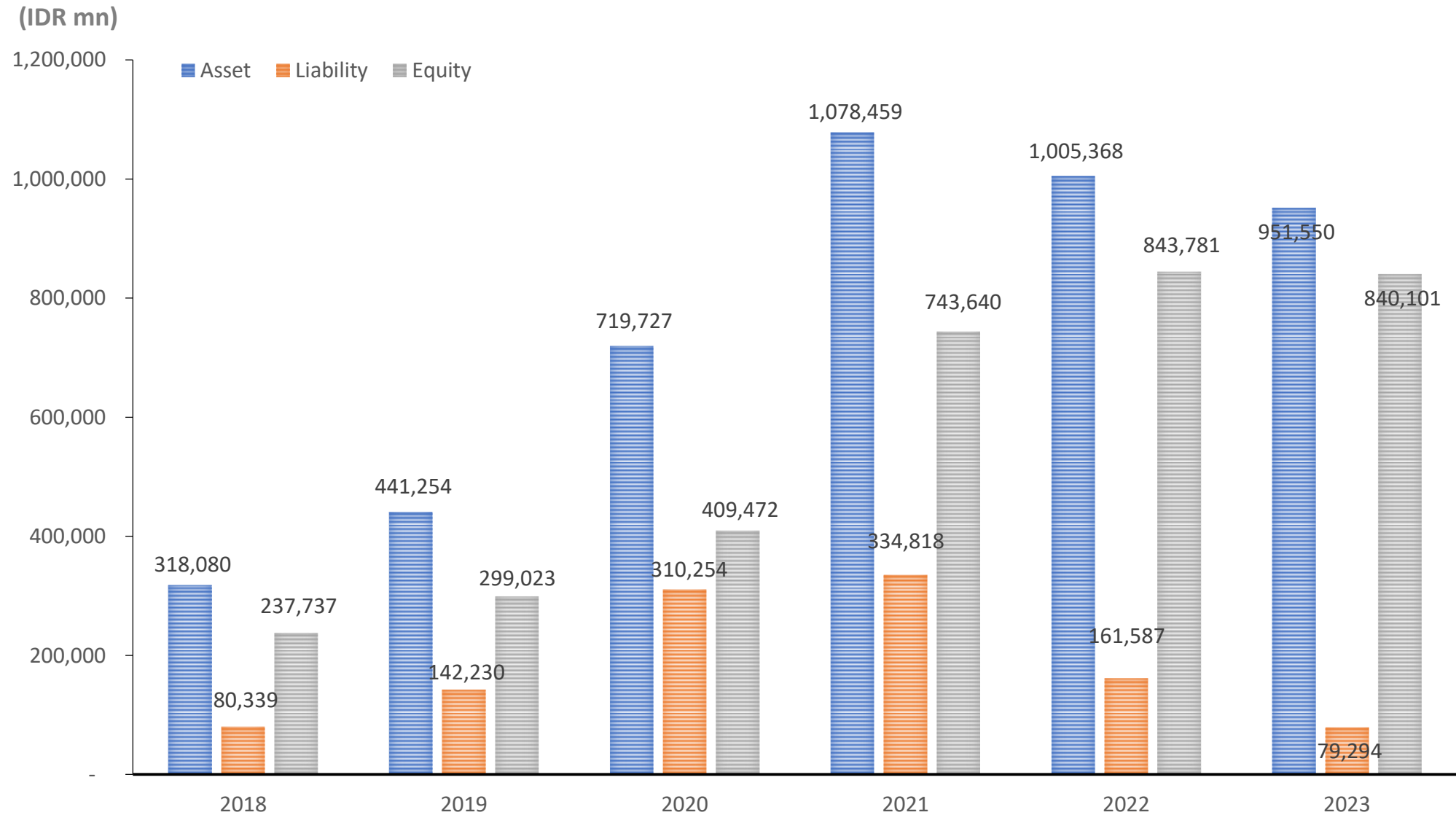


# FINANCIAL PERFORMANCE (2024 GUIDANCE)

(IDR bn)

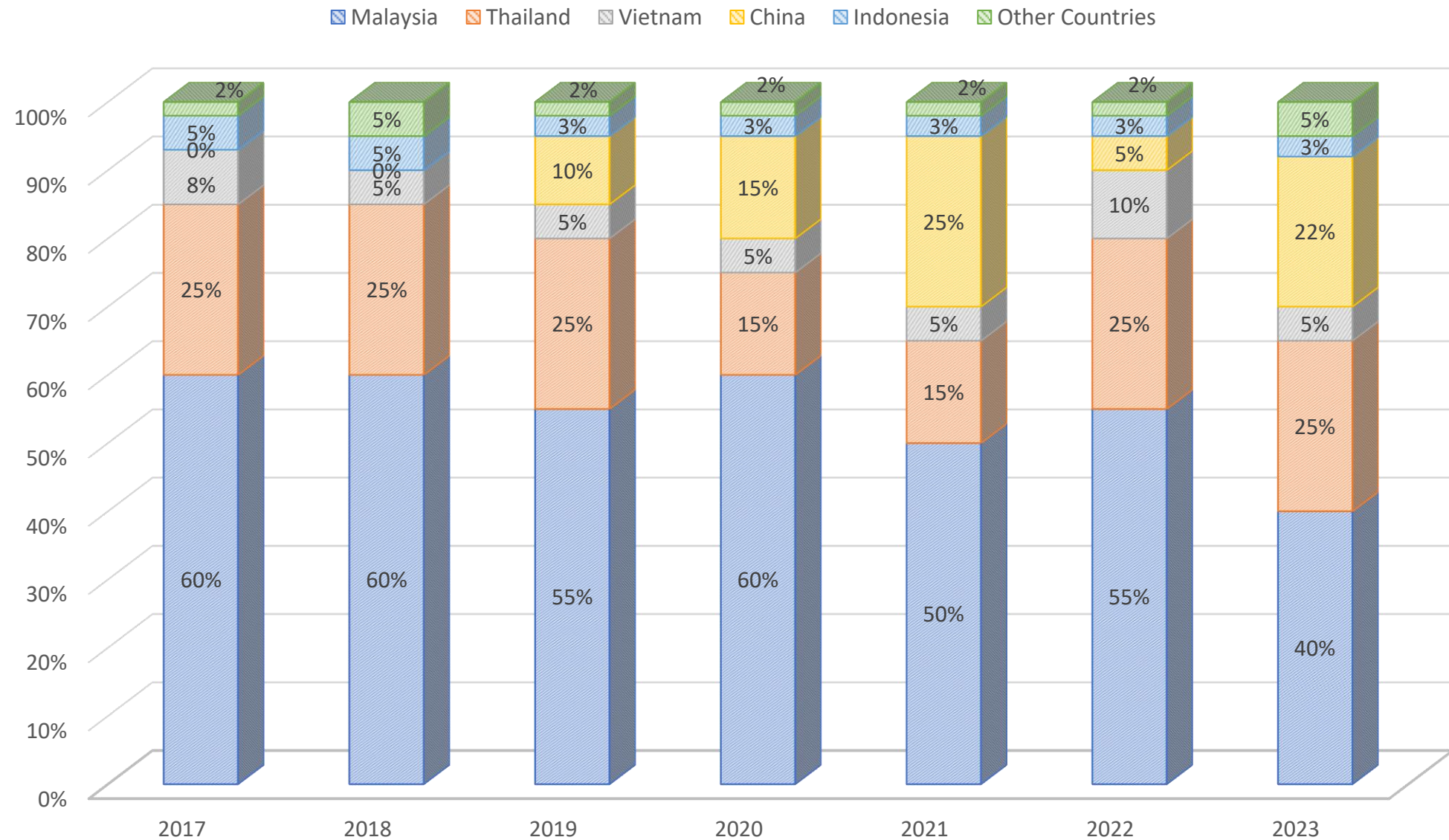


# FINANCIAL PERFORMANCE (FY2023)



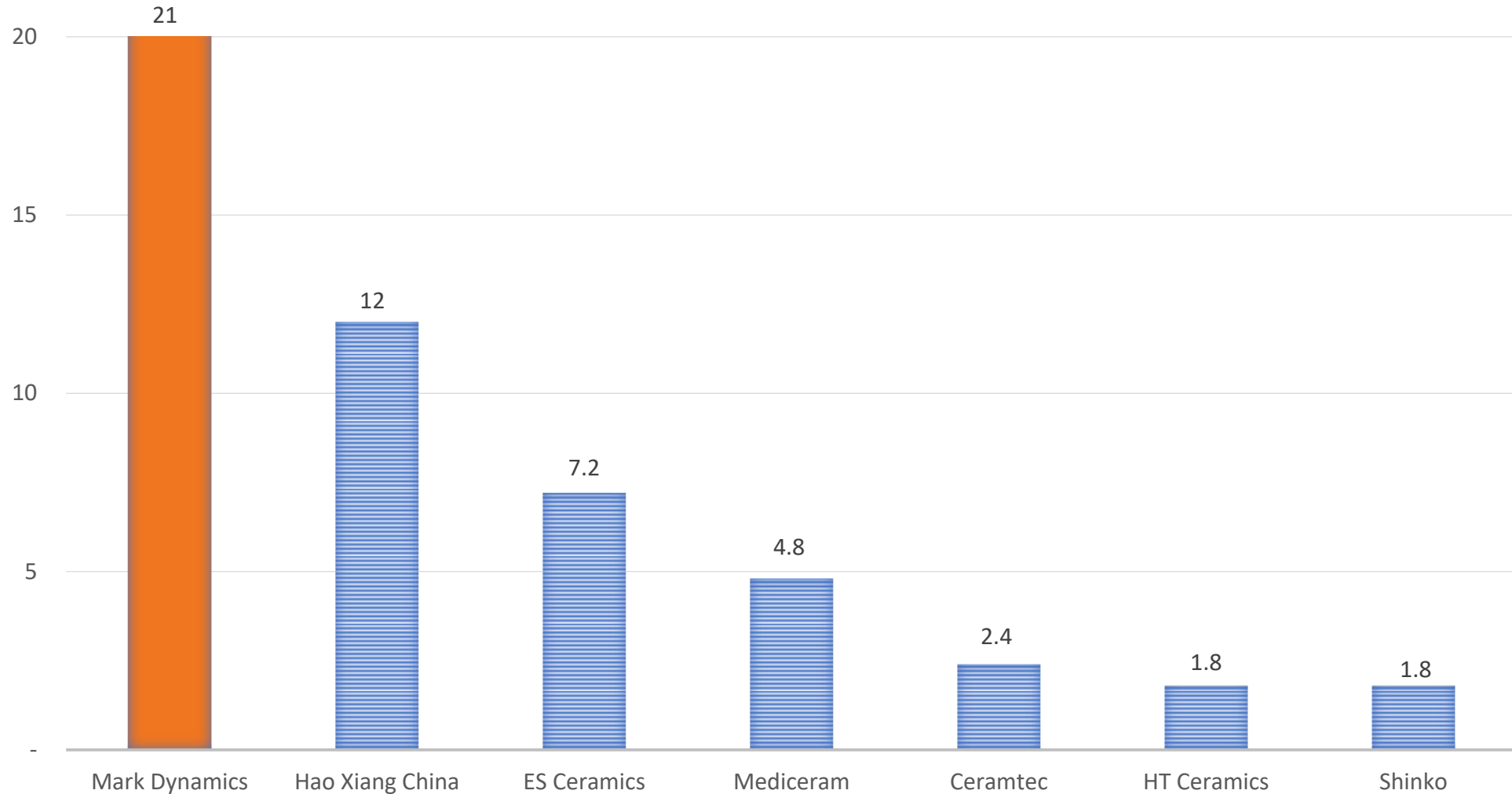


# SALES REVENUE – PER COUNTRY

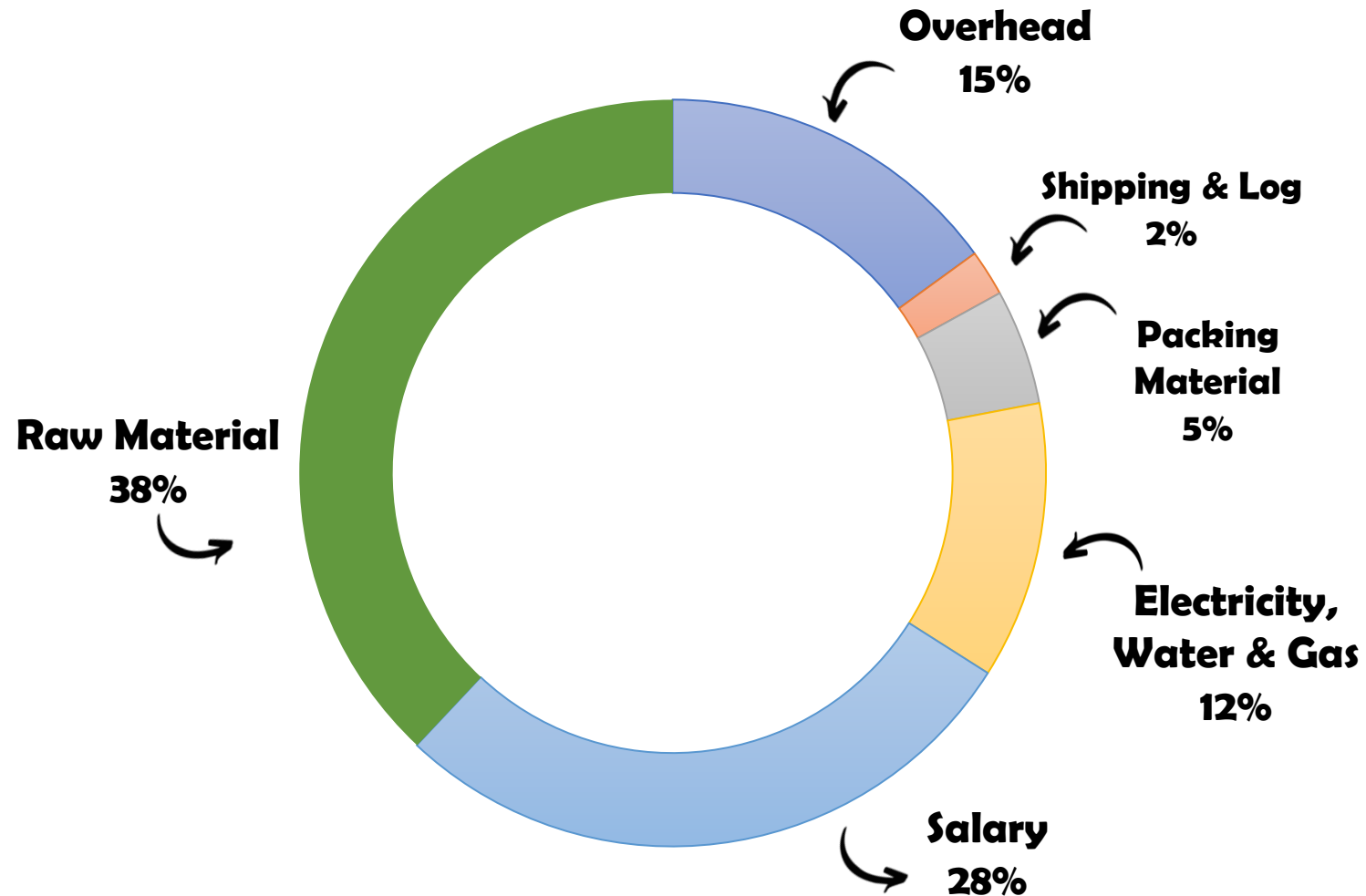


# COMPETITORS (BY CAPACITY PER ANNUM)

## IN MILLION PIECES



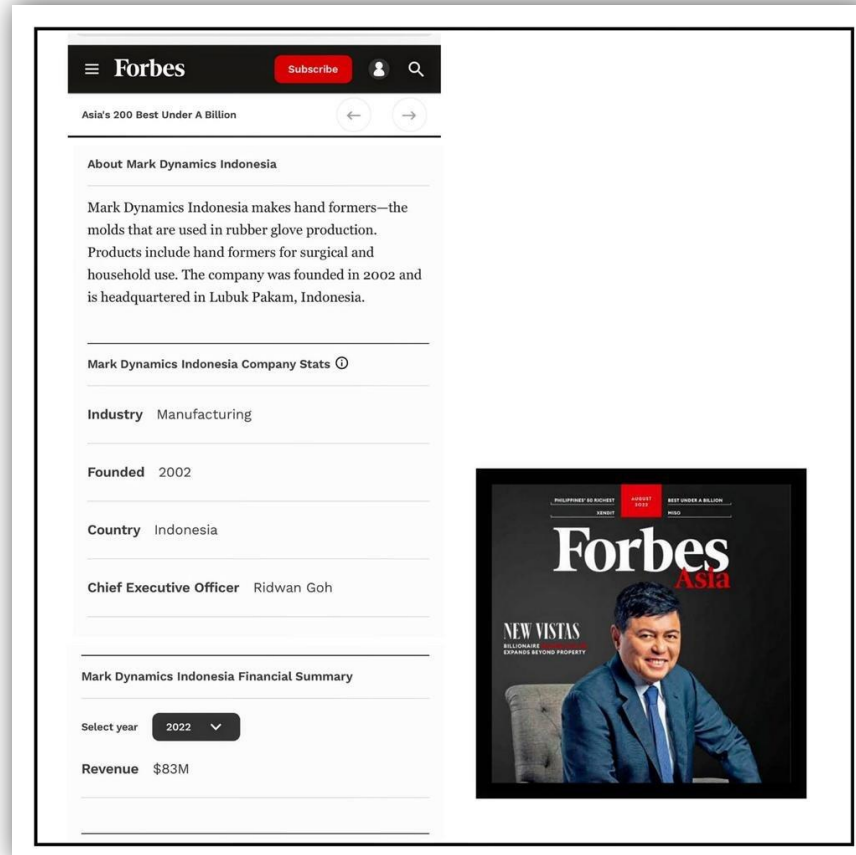
# MARK'S COST BREAKDOWN





# AWARDS AND RECOGNITIONS

## FORBES 2022



**FORBES ASIA  
2022  
FORBES ASIA TOP 200 UNDER A  
BILLION**



**FORBES INDONESIA  
2022  
THE BEST 50 PUBLIC LISTED  
COMPANIES**

# AWARDS AND RECOGNITIONS

## FORBES 2021

Forbes	
ASIA'S 200 BEST UNDER A BILLION VIEW FULL LIST	
← PREVIOUS / NEXT →	
Mark Dynamics Indonesia	
MARKET CAP	\$266M
INDUSTRY	manufacturing
FOUNDED	2002
COUNTRY/TERRITORY	Indonesia
CEO	Ridwan Goh
SALES	\$39M
As of Aug 12, 2021	
<p>Mark Dynamics Indonesia makes hand formers—the molds that are used in rubber glove production. Products include hand formers for surgical, household and custom-made gloves. The company was founded in 2002 and is headquartered in Lubuk Pakam, Indonesia.</p>	

**FORBES ASIA  
2021  
FORBES ASIA TOP 200 UNDER A  
BILLION**



**FORBES INDONESIA  
2021  
THE BEST 50 PUBLIC LISTED  
COMPANIES**

# AWARDS AND RECOGNITIONS

## INDONESIA STOCK EXCHANGE (IDX)



**2022  
CSR AWARD**



**2021  
COVID-19 RESPONSE  
INTEGRATED  
PROGRAM APPRECIATION**



**2020  
THE INNOVATION OF RAW  
MATERIAL PROCESSING FOR  
GLOVES**



**2019  
THE BEST ROOKIE  
COMPANY**

# AWARDS AND RECOGNITIONS

## BISNIS INDONESIA



**2023**  
**ELECTRICAL MACHINES AND  
COMMERCIAL SERVICES**



**2021**  
**BEST STOCK IN INDUSTRIAL  
PRODUCT**



**2019**  
**BEST PERFORMING LISTED  
COMPANY**



# COMPANY ACTIVITIES





# CORPORATE SOCIAL RESPONSIBILITIES (CSR)



MARK PROVIDES SCHOLARSHIP ASSISTANCE THROUGH THE SUTUNG / SUTOMO ALUMNI ASSOCIATION ON JANUARY 23, 2022



MARK PROVIDES BASIC NEEDS OF EID AL-FITR TO THE RESIDENTS OF DESA DALU ON APRIL 25, 2022



MARK PROVIDES ONE UNIT OF AMBULANCE TO DESA DALU SEPULUH - TANJUNG MORAWA GOVERNANCE ON OCTOBER 4, 2022



MARK PROVIDES THE 2022 HOME RENOVATION FUNDS TO THE DELI SERDANG REGENCY ON FEBRUARY 21, 2023



MARK PROVIDES BASIC NEEDS OF EID AL-FITR TO THE RESIDENTS OF DESA DALU ON APRIL 17, 2023



MARK PROVIDES SCHOLARSHIP ASSISTANCE FOR THE EMPLOYEE'S CHILDREN ON APRIL 17, 2023





MARK's CSR Program in Dalu area (near the MARK's new factory). Mark has built and construct the Bridge and deliver it to Deli Serdang Government with the total cost of IDR 8,5 billion.

Kamis, 5 Desember 2019

HARIAN  
**Analisa**

## Sumatera Utara

Halaman 10

Bangun Jembatan Penghubung Sungai Belumai

### MARK Gelontorkan Anggaran CSR Rp8,45 Miliar

Deliserdang, (Analisa)

PT Mark Dynamics Indonesia Tbk (MARK) perusahaan manufaktur cetakan sarung tangan keramik (ceramic hand former) asal Deliserdang melalui Presiden Direktur, Ridwan Goh di tahun 2018 telah menggelontorkan dana CSR sebesar Rp8,45 miliar untuk pembangunan jembatan sepanjang 40 meter dengan lebar delapan meter yang menghubungkan Sungai Belumai di Desa Dalu X-A Kecamatan Tanjung Morawa, Deliserdang.

Proses prapembangunan jembatan sendiri dimulai dari permohonan Izin Prinsip yang telah diterbitkan Bupati Deliserdang sebagaimana dalam Persetujuan Prinsip Nomor 630/3978 tanggal 8 November 2018 dan dilanjutkan pada permohonan Izin Mendirikan Bangunan yang diterbitkan DPMPTSP Kabupaten Deliserdang. Proses konstruksi sendiri telah dirampungkan penyedia jasa konstruksi pada Agustus 2019.

Sebelum adanya jembatan ini, masyarakat Sei Belumai maupun pihak pemerintahan dan medis, khususnya yang tinggal di sekitaran

Dusun I Desa Dalu X-A yang ingin berpergian menuju kawasan Jalan Sultan Serdang Batang Kuis tempat keberadaan Bandara Internasional Kualanamu harus terlebih dahulu keluar masuk melewati atau mengitari Jalan Sei Belumai menuju Jalan Raya Medan-Lubukpakam baru kemudian dapat masuk melalui pertigaan Batang Kuis Tanjungmorawa. Dengan adanya keberadaan jembatan tersebut masyarakat sudah dapat langsung memiliki prasarana akses keluar masuk dari Dusun I Desa Dalu X-A menuju Jalan Sultan Serdang Batang Kuis.

Untuk mendukung prasarana jembatan tersebut perusahaan juga telah membangun fasilitas jalan khusus dibawah pengawasan langsung perusahaan sepanjang 922 meter yang melintasi tanah aset perseroan, untuk dapat digunakan masyarakat umum, pihak pemerintahan dan medis sebagai prasarana jalan umum melintasi akses jembatan sepanjang PT Mark Dynamics Indonesia Tbk beroperasi.

Harapan perseroan dengan adanya jembatan ini warga masyarakat Sei

Belumai sekitarnya maupun dari pihak pemerintahan dan keperluan medis sudah tidak lagi mengeluarkan waktu dan biaya lebih untuk akses lintas dari Sei Belumai menuju Jalan Sultan Serdang Batang Kuis, di mana terdapat Bandara Kualanamu, perusahaan, hotel, rumah sakit, apotek dan pusat-pusat kuliner.

Menurut keterangan Presiden Direktur MARK, Ridwan Goh, jembatan tersebut adalah milik masyarakat Sei Belumai dan sekitarnya. Keberadaan jembatan selain sebagai prasarana akses masuk dan keluar operasional perusahaan juga sebagai bentuk pengakuan MARK kepada masyarakat sekitar sebagai bagian dari *stakeholder* perseroan.

MARK sendiri pada 2017 telah mencatatkan sahamnya pada Bursa Efek Indonesia dengan kode emiten MARK, sejak itu perusahaan terus berkomitmen menerapkan prinsip-prinsip *good corporate governance* di mana *responsibility* menjadi salah satu unsur dari prinsip-prinsip tersebut.

Beberapa penorehan penghargaan juga telah berhasil dicantumkan pe-



Ridwan Goh


rusahaan pada tahun 2019, seperti penghargaan dari IDX Channel Innovation Awards 2019 dengan kategori The Best Rookie Company, penghargaan dari Bisnis Indonesia Award dengan kategori emiten terbaik dari Sektor Industri Dasar dan Kimia, penghargaan dari CSA Award dengan kategori Emiten Pilihan Analis.

Bahkan MARK pada tahun 2018 tercatat sebagai Badan Hukum Pem-bayar Pajak terbesar di Kantor Pelayanan Pajak Pratama (KPP) Lubuk Pakam sebesar Rp30 miliar. Tahun 2019 MARK telah dipindahkan ke KPP Madya Medan. (rel/ht)

# THANK YOU



**PT. MARK DYNAMICS INDONESIA TBK**



**SCAN FOR MORE INFO**

**HEAD OFFICE DAN FACTORY**

JL. UTAMA DUSUN I, DESA DALU SEPULUH - A  
TANJUNG MORAWA, DELI SERDANG, SUMATERA UTARA,  
INDONESIA – 20362

**BRANCH OFFICE**

JL. PELITA BARAT NO. 2, KAWASAN INDUSTRI MEDAN STAR  
JL. RAYA MEDAN - LUBUK PAKAM KM. 19.5),  
TANJUNG MORAWA, DELI SERDANG, SUMATERA UTARA,  
INDONESIA – 20362

**PHONE : (+62-61) 7940715, (+62-61) 7940487, FAX : (+62-61) 7940747**

**E-MAIL : MDCPS@NUSA.NET.ID**

**WEBSITE : *WWW.MARKDYNAMICSINDO.COM***